

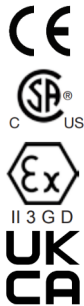


## AC931 Series

Low Capacitance, Class I, Division 2 / Zone 2 Accelerometer, Top Exit 2 Pin Connector, 10 mV/g, ±10%



VIBRATION ANALYSIS HARDWARE



### Product Features

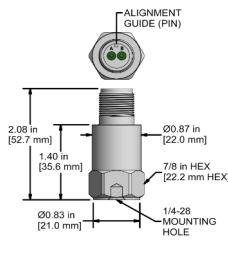
Class I, Division 2 / Zone 2 Rating

Must Use "Class I, Division 2" CB190 or CB296 Cable and Q2A or Q2N Connectors

- ▶ 10 mV/g Sensitivity ± 10%
- ▶ 1,2 - 15000 Hz (72 - 900,000 CPM) Frequency Response
- ▶ ±500 g, Dynamic Range

#### AC931-1A 2 Pin Connector

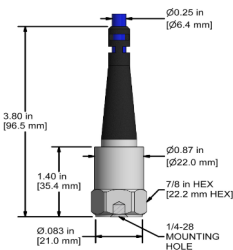
Connector Pin	Polarity
A	(+) Signal/Power
B	(-) Common



Stock Product

#### AC931-2C CB190 Integral Cable

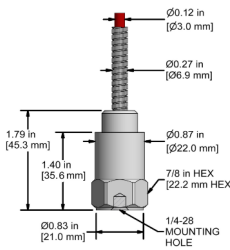
Conductor	Polarity
Red	(+) Signal/Power
Black	(-) Common
Shield	Cable Drain Wire



Built To Order

#### AC931-3C CB296 Armored Integral Cable

Conductor	Polarity
Red	(+) Signal/Power
Black	(-) Common
Shield	Cable Drain Wire



Built To Order

Specifications	Standard	Metric	Specifications	Standard	Metric	
Part Number	AC931	M/ or M8/AC931	<b>Environmental</b>			
Sensitivity (±10%)	10 mV/g		Operating Temperature Range	-40 to 250 °F	-40 to 121 °C	
Frequency Response (±3dB)	60-900,000 CPM	1,0-15000 Hz	Maximum Shock Protection	5,000 g, peak		
Frequency Response (±10%)	120-360,000 CPM	2,0-6000 Hz	Electromagnetic Sensitivity	CE		
Dynamic Range	± 500 g, peak		Sealing	Welded, Hermetic		
<b>Electrical</b>			<b>Physical</b>			
Settling Time	<2 Seconds		Sensing Element	PZT Ceramic		
Voltage Source (IEPE)	18-30 VDC		Sensing Structure	Shear Mode		
Constant Current Excitation	2-10 mA		Weight	3.2 oz	91 grams	
Spectral Noise @ 10 Hz	100 µg/√Hz		Case Material	316L Stainless Steel		
Spectral Noise @ 100 Hz	90 µg/√Hz		Mounting Thread	0.83 in (21 mm) Diameter		
Spectral Noise @ 1000 Hz	85 µg/√Hz			Mounting	Base with 1/4-28 Tapped Hole	
Output Impedance	<100 ohm					
Bias Output Voltage	10-14 VDC					
Case Isolation	>10 <sup>8</sup> ohm					